

BOQUET VALLEY

CENTRAL SCHOOL DISTRICT

Regular BOE Meeting

January 12th
2022-23



Superintendent Report

- Architect/Construction Manager Report
- Budget Update
- State of the District
- Preliminary Budget Forecast
- Chat GPT
- Upcoming Meetings



Building Project Update

- Mike Harris and Taylor Woolf
- Eric Robert
- Rick Timbs
- Douglas Gerhardt

BCA
ARCHITECTS
ENGINEERS

 **SCHOOLHOUSE**
CONSTRUCTION
SERVICES, LLC

RGT
R.G. TIMBS INC.

 **HARRIS BEACH** PLC
ATTORNEYS AT LAW



BOQUET VALLEY

CENTRAL SCHOOL DISTRICT



STATE OF THE DISTRICT

2023

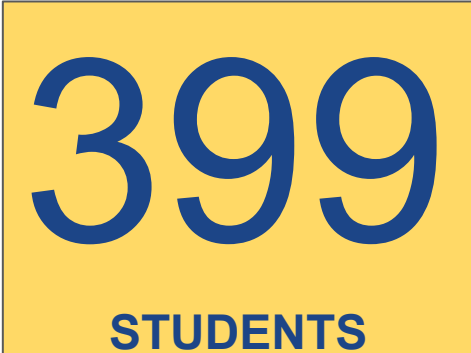
STATE OF THE DISTRICT 2022

- Demographics
- Staffing
- Facilities
- Academics
- Graduation Rate
- Life Beyond High School
- Key Investments
- Strengths
- Areas in Need of Improvement
- Summary



STATE OF THE DISTRICT 2023:DEMOGRAPHICS

Total Students: 399
Gender: Male: 51% Female:49%
Ethnicity: Caucasian: 99% Other 1%
Special Education: 26%
FRPL Eligible: 51%



STATE OF THE DISTRICT 2023:STAFFING

Administration:	5
Instructional Staff:	77
Non-Instructional Staff:	44
BOCES/NERIC Staffing:	6
Staffing Vacancies:	


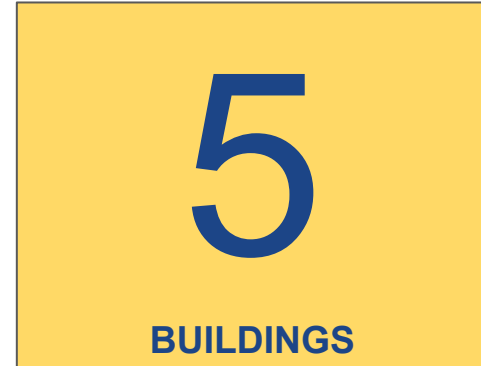
121
EMPLOYEES



STATE OF THE DISTRICT 2023:FACILITIES

- Lake View Campus
 - Main Building
 - Bus Garage
 - Storage Garage
- Mountain View Campus
 - Main Building
 - Bus Garage

All Facilities have had a Building Conditions Survey completed in 2020 as per NYS Regulations. LVC Roof remains a high priority concern. LVC heating system, LVC Bus Garage, MVC pumps




STATE OF THE DISTRICT 2023:ACADEMICS

PROFICIENCY RATE ELA 3-8 TESTING 2021-22

	<u>Proficiency</u>	<u>Participation</u>
Grade 3:	70%	84%
Grade 4:	46%	88%
Grade 5:	63%	96%
Grade 6:	73%	81%
Grade 7:	39%	61%
Grade 8:	61%	64%
Total:	59%	79%

59%

PROFICIENCY



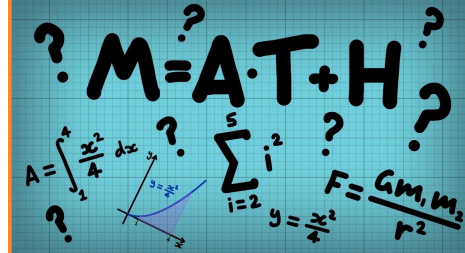
STATE OF THE DISTRICT 2023:ACADEMICS

PROFICIENCY RATE MATH 3-8 TESTING 2021-22

	<u>Proficiency</u>	<u>Participation</u>
Grade 3:	38%	89%
Grade 4:	33%	75%
Grade 5:	23%	79%
Grade 6:	70%	74%
Grade 7:	33%	55%
Grade 8:	25%	29%
Total:	37%	67%

37%

PROFICIENCY



STATE OF THE DISTRICT 2023:ACADEMICS

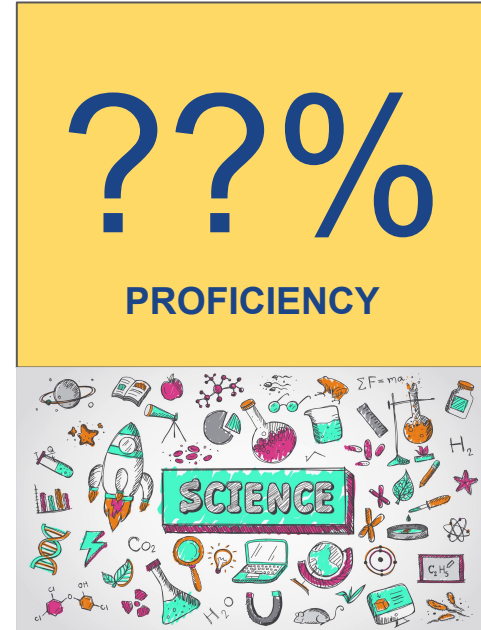
PROFICIENCY RATE SCIENCE 4&8

2021-22

Grade 4: xx%

Grade 8: xx%

Total: xx%




STATE OF THE DISTRICT 2023:ACADEMICS

PROFICIENCY RATE REGENTS EXAMS 2021-22

ELA:	89%
Algebra I:	76%
Geometry:	xx%
Algebra II:	xx%
Global:	xx%
American History:	xx%
Earth Science:	48%
Living Environment:	92%
Chemistry:	xx%
Physics:	xx%
Total:	xx%

??%

PROFICIENCY



STATE OF THE DISTRICT 2023:ACADEMICS

GRADUATION RATE

Year	Graduation	Advanced Regents Diploma
2021-22	95%	51%
2020-21	88%	24%
2019-20	92%	50%
2018-19	90%	30%
2017-18	85%	35%
2016-17	98%	33%
2015-16	85%	19%
2014-15	95%	16%

95%

GRADUATION RATE



STATE OF THE DISTRICT 2023: BEYOND HIGH SCHOOL

COLLEGE AND CAREER

Grad Year	College	Career	4-Year Success
2021-22	64%	21%	xx%
2020-21	56%	38%	xx%
2019-20	83%	17%	XX%
2018-19	XX%	XX%	XX%
2017-18	XX%	XX%	XX%
2016-17	XX%	XX%	XX%
2015-16	XX%	XX%	XX%
2014-15	XX%	XX%	XX%

??%

4 year success rate



STATE OF THE DISTRICT 2023: SIGNIFICANT BUDGET FACTORS

Where are we putting our resources?

- Expansive master schedule
- Expanding opportunities
 - Athletics, clubs, field trips
- Early interventions
- Capital project
- Technology initiatives
- Social Emotional Learning
- Mental Health
- School/Community Partnerships

\$15
million



STATE OF THE DISTRICT 2023: STRENGTHS

What does BVCS do well?

BY THE NUMBERS


Participation Rates

Regents scores

Graduation rate

Advanced course offerings

Extracurricular opportunities




STATE OF THE DISTRICT 2023:POTENTIAL IMPROVEMENT

What could improve at BVCS?

3-8 ELA scores
3-8 Math scores
Aligning curriculum
Increasing rigor
Intervention strategies


Technology improvement and alignment
Social emotional learning
Diversity, Equity, and Inclusion



STATE OF THE DISTRICT 2023: SUMMARY

What are the takeaways?

- Data has been inconsistent since 2020.
- We have targeted areas to improve.
- We are providing our student with opportunities and experiences
- We are providing our students with several extracurricular options.
- Health, Safety, Support, Opportunities



SUMMARY



Preliminary Budget Forecast

- Significant Budget Factors
- Budget Development Progress and Timeline
- Scheduling Public Forums



CHAT GPT

- Open AI
- Examples
- How will it affect us?

ChatGPT



Thank you

- Any Questions?
- Any Comments?

UPCOMING MEETINGS:

- | | | |
|------------------------|------|--------------|
| ● Facilities Committee | 1/26 | 5:00 pm @MVC |
| ● Joint Study | 2/9 | 3:15 pm @LVC |
| ● BOE | 2/9 | 6:00 pm @LVC |
| ● Budget | 1/26 | 6:00 pm @MVC |

